
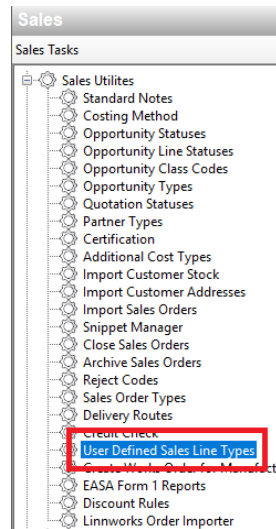


Datasheet Number & Version	SOP117 Ver2
Based on Software Build No.	12.6.1.11351
Function	
Module(s)	Sales
Datasheet Name	User Defined Sales Line Type

All new procedures and processes should be checked in a 'Test' environment before being applied to the 'Live' business system. Note that fields marked  are mandatory and must have data entered. When commissioning a new module please note that the parameters will need to be set, and reference should be made to datasheet SYS101, System Manager – Module Parameter Settings

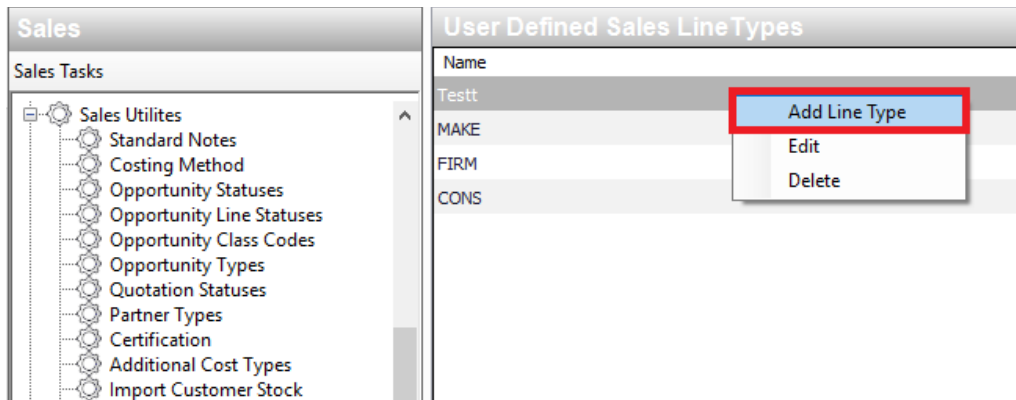
User Defined Sales Line Type

To open the User Defined Sales Line Manager, select Sales Module and select Sales Utilities > User Defined Sales Line Manager.



1. Adding a Sales Line Type

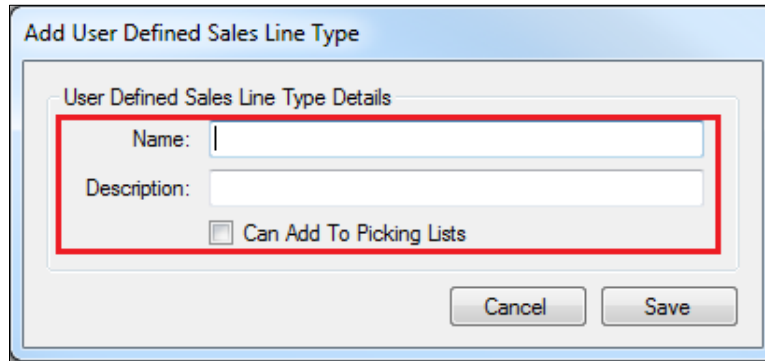
a.) To add a Sales Line Type, right-click anywhere on the grid and select Add Line Type from the drop-down menu.



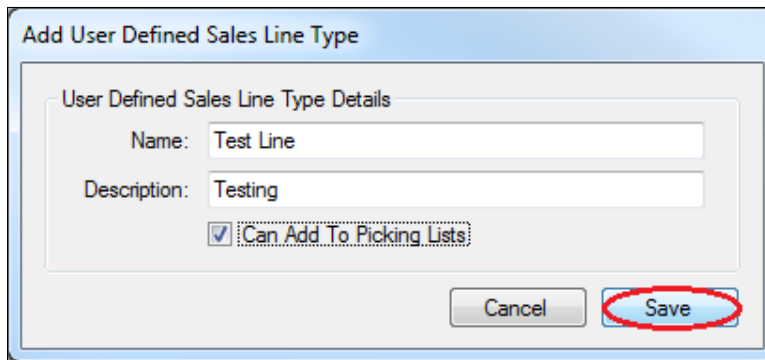
Datasheet Number & Version	SOP117 Ver2
Based on Software Build No.	12.6.1.11351
Function	
Module(s)	Sales
Datasheet Name	User Defined Sales Line Type

b.) This will open Add User Defined Sales Line Type Form, enter a Free-Text Name and Description.

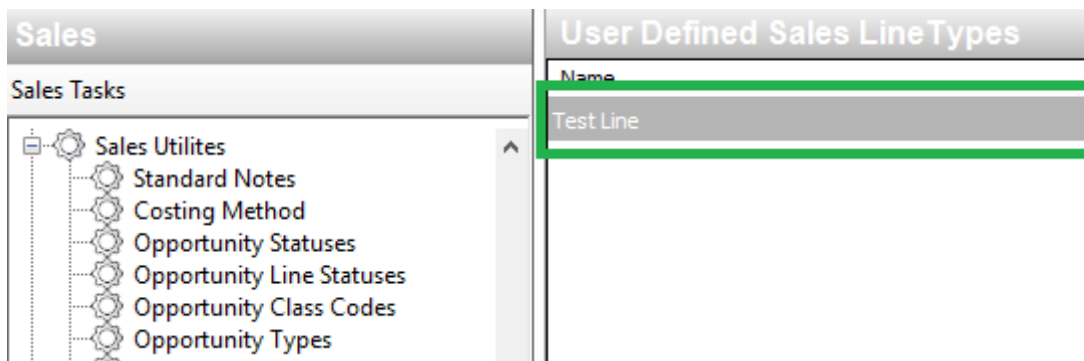
- **Can Add To Picking Lists** – This will enable the Sales Line Type to be added to Picking Lists.



c.) Once complete, select Save.



d.) This will add the Sales Line Type on the grid.

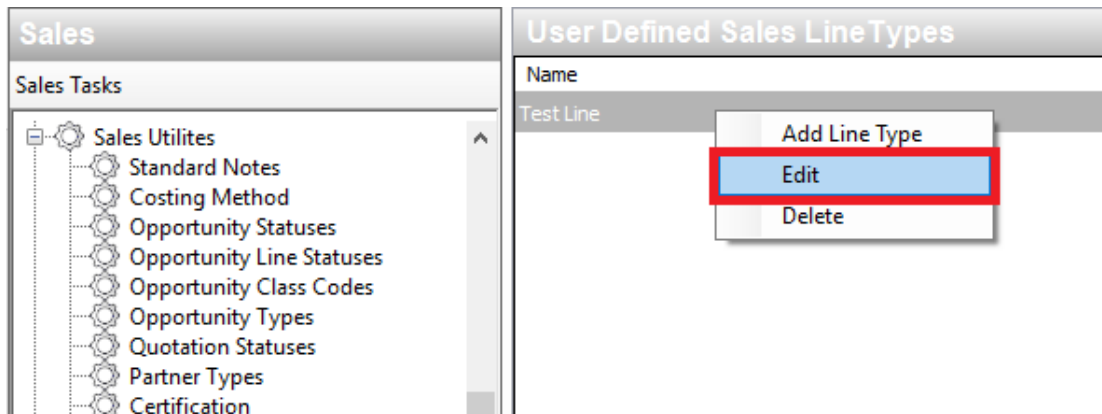


Datasheet Number & Version	SOP117 Ver2
Based on Software Build No.	12.6.1.11351
Function	
Module(s)	Sales
Datasheet Name	User Defined Sales Line Type

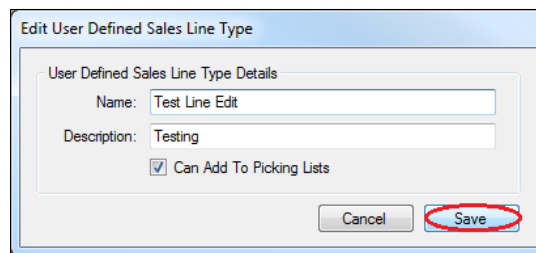
2. Editing a Sales Line Type

(Note: Changes made to a Sales Line Type will affect any already assigned to a Sales Order Line)

- a.) To Edit a Sales Line Type, select and right-click the Sales Line Type and select Edit from the drop-down menu.



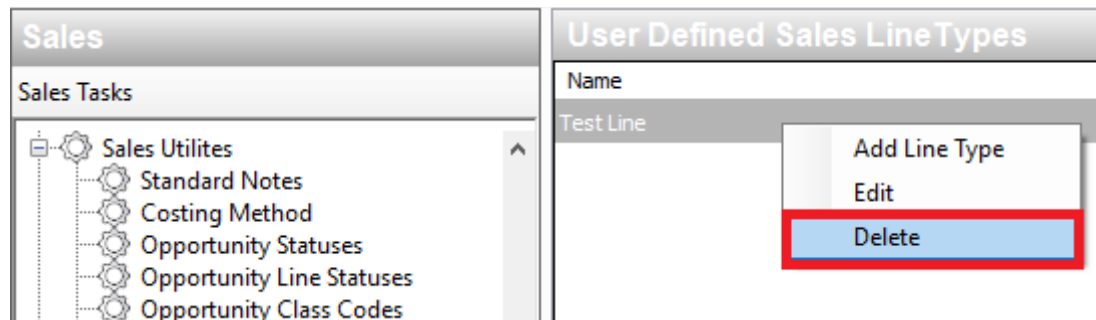
- b.) This will open Edit User Defined Sales Line Type Form, amend the required details. Once complete, select Save.



3. Deleting a Sales Line Type

(Note: Deleting a Sales Line Type will remove any already assigned to a Sales Order Line.)

- a.) To Delete a Sales Line Type, select and right-click the Sales Line Type and select Delete from the drop-down menu.





Datasheet Number & Version	SOP117 Ver2
Based on Software Build No.	12.6.1.11351
Function	
Module(s)	Sales
Datasheet Name	User Defined Sales Line Type

b.) This will open a confirmation form, select Yes to delete the Sales Line Type.

